



Visit our website at www.kennedyvalve.com

KENNEDY VALVE

A DIVISION OF HOUMA, INC. | ASSOCIATED WITH AMMA, NSF AND ULPH

KENNEDY VALVE MUD VALVES, IBBM

KENNEDY VALVE

| Size Range | Working Pressure |
|------------|---|
| 4"–24" | Mud valves are recommended for use in lines of low seating or unseating pressures only. |

Available in either non-rising, rising or sliding stem.

Available End Connections & Size Range

| | |
|------------------------------|--------|
| Flanged End, Non-Rising Stem | 4"–24" |
| Flanged End, Rising Stem | 4"–24" |

Figure No.

| |
|--------|
| F-3075 |
| F-3085 |

Note: Flanged ends are faced and drilled to ANSI 125 pound template except holes under where attached to flange are omitted.

Accessories

Handwheels
 2" Square Operating Nut
 Floorstands (NRS and RS)
 *Extension Stems

"T" Handles
 Stem Guides
 Floor Boxes

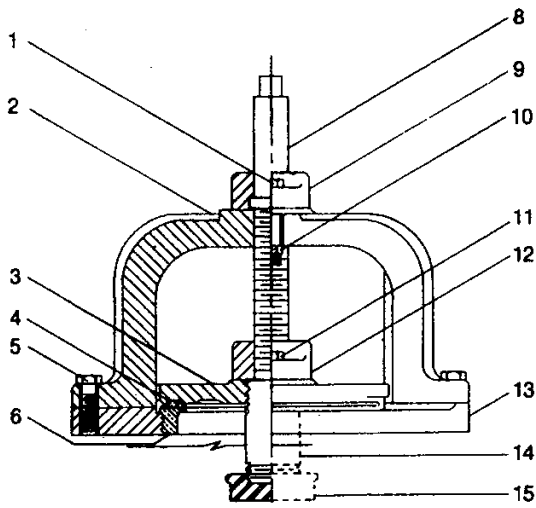
*Note: Consult Factory Rep. or Dist. for material other than cold rolled steel.

*Note: Call Factory for special applications.

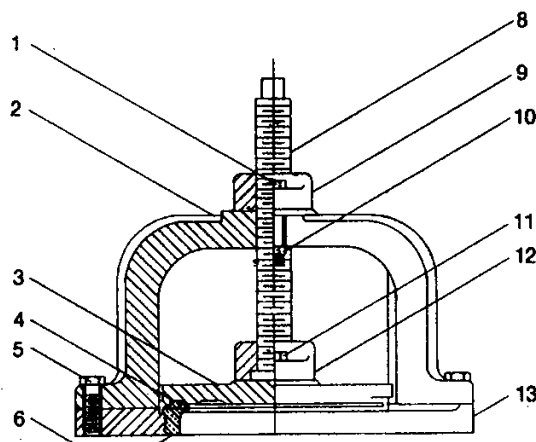
MUD VALVES TYPICAL CROSS-SECTION AND PARTS LIST

KENNEDY VALVE

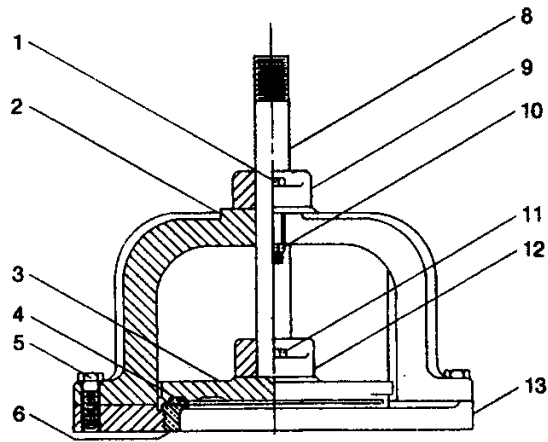
| DET. | QTY. | DESCRIPTION | MATERIAL |
|------|------|----------------|-----------|
| 1 | 2 | CAPSCREW | STL ZCCTD |
| 2 | 1 | YOKE | CAST IRON |
| 3 | 1 | GATE | CAST IRON |
| 4 | 1 | GATE RING | BRONZE |
| 5 | 4 | CAPSCREW | STL ZCCTD |
| 6 | 1 | BODY RING | BRONZE |
| 8 | 1 | STEM | BRONZE |
| 9 | 1 | YOKE PLATE | CAST IRON |
| 10 | 2 | NUT (HEX) | STL ZCCTD |
| 11 | 2 | CAPSCREW | STL ZCCTD |
| 12 | 1 | GATE PLATE | CAST IRON |
| 13 | 1 | BODY | CAST IRON |
| 14 | 1 | STEM COVER | STEEL |
| 15 | 1 | STEM COVER CAP | STEEL |



Non-Rising Stem



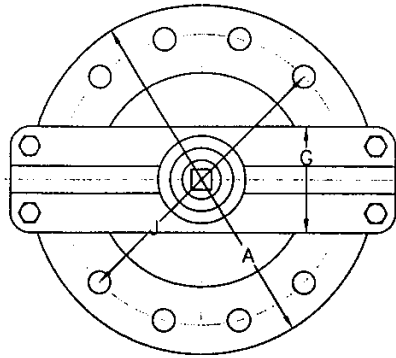
Rising Stem



Sliding Stem

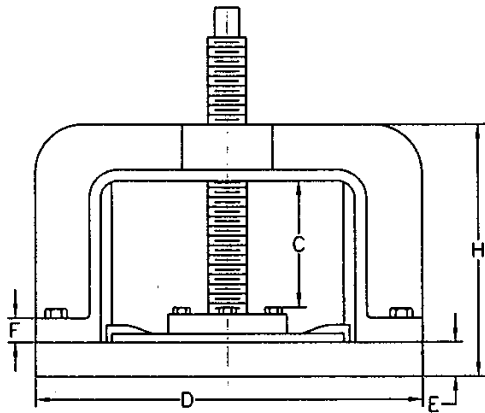
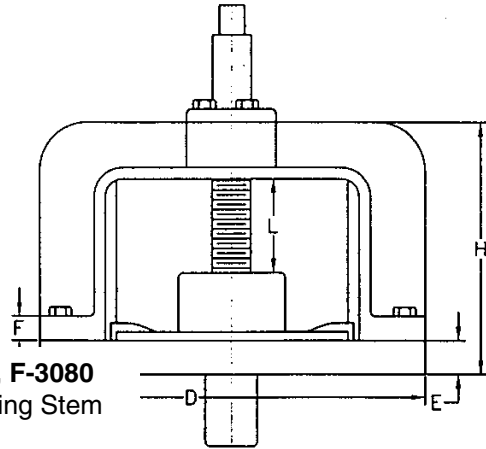
MUD VALVES GENERAL DIMENSIONS

KENNEDY VALVE

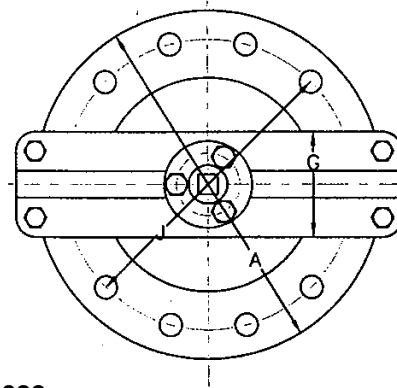


F-3075, F-3080
Non-Rising Stem

Non-Rising Stem



F-3085, F-3088
Rising Stem



DIMENSIONS - INCHES

| VALVE SIZE - INCHES | 4 | 6 | 8 | 10 | 12 | 14 | 16 | 18 | 20 | 24 |
|--------------------------------|-------|--------|--------|--------|--------|--------|--------|---------|--------|--------|
| A DIAMETER OF BODY FLANGE | 9 | 11 | 13-1/2 | 16 | 19 | 21 | 23-1/2 | 25 | 27-1/2 | 32 |
| C TRAVEL OF GATE (RISING STEM) | 1-7/8 | 2-1/2 | 4-1/2 | 4-1/2 | 4-3/4 | 6-5/8 | 7 | 8-11/16 | 8-5/8 | 10-3/8 |
| D OVERALL WIDTH AT YOKE | 10 | 12-1/4 | 14-1/2 | 17 | 19-3/4 | 23 | 25-3/4 | 29 | 29-1/2 | 37 |
| E THICKNESS OF BODY FLANGE | 7/8 | 7/8 | 7/8 | 7/8 | 1 | 1-1/4 | 1-1/4 | 1-1/4 | 1-1/2 | 1-7/8 |
| F THICKNESS OF YOKE FLANGE | 5/8 | 3/4 | 7/8 | 7/8 | 1 | 1-1/4 | 1-3/8 | 1-1/2 | 1-3/8 | 1-5/8 |
| G WIDTH OF YOKE | 2-1/4 | 2-1/2 | 3 | 3-1/2 | 4 | 6 | 6 | 6-1/8 | 7 | 7 |
| H HEIGHT OF YOKE | 5-5/8 | 6 | 6 | 8 | 9 | 11-1/8 | 14 | 15-1/2 | 16-7/8 | 20 |
| J DIAMETER OF BOLT CIRCLE | 7-1/2 | 9-1/2 | 11-3/4 | 14-1/4 | 17 | 18-3/4 | 21-1/4 | 22-3/4 | 25 | 29-1/2 |
| L TRAVEL OF GATE (NON-RISING) | 1-7/8 | 2-1/2 | 4-12 | 4-12 | 4-3/4 | 5-1/8 | 5 | 5-1/4 | 6-1/2 | 10 |

**SUGGESTED SPECIFICATIONS
KENNEDY VALVE MUD VALVES**

KENNEDY VALVE

Mud valves shall be of the iron body, bronze mounted type with (rising, non-rising, sliding) stems, (Flanged, spigot) ends, (extension stem, 2" square operating nut, handwheel) and open by turning (left, right).

The frame, yoke and gate shall be sturdily proportioned for strength and rigidity and be of cast iron conforming to ASTM specifications A126 Class B.

The stem, stem nut and seats shall be bronze. The stem shall be machined with accurately cut modified acme threads.

The gate seat shall be rolled into a dovetailed groove under pressure to make one inseparable unit. The body (frame) seat ring shall be threaded and screwed into place in the frame.

Both gate and body seat ring faces shall be machined to a smooth finish.

Mud valves shall be manufactured by Kennedy Valve or approved equal.