

BRONZE HOSE GATE VALVES

Underwriters'/Factory Mutual

Working pressures:

2 1/2" Cold Water, Non-Shock 175 lbs.

- Non-Rising Stem
- Inside Screw
- Wedge Disc

HYDROSTATIC TEST PRESSURE: 2 1/2" Seat & Shell – 350 psi.

Part No.	Description	Material	A.S.T.M. Spec.
1	Wheel Nut	Bronze Rod	B-16
2	Handwheel	Malleable Iron	A-47
3	Packing Nut	Bronze	B-62
4	Gland	Bronze Rod	B-16
5	Packing	Non-Asbestos Fibers	
6	Stuffing Box	Bronze	B-62
7	Bonnet	Bronze	B-62
8	Stem	Silicon Bronze	B-371 Alloy C69400
9	Body	Bronze	B-62
10	Disc	Bronze	B-62
11	Cap	Bronze	B-62
12	Gasket	Rubber	

Weights: Fig. 39 – 18.5 lbs.

Carton Quantity: 1

Direction to open and arrow cast on handwheel.

BODY
MARKING
ONE SIDE
KV
YEAR
◀FM▶
175

OPPOSITE SIDE
SIZE
UL


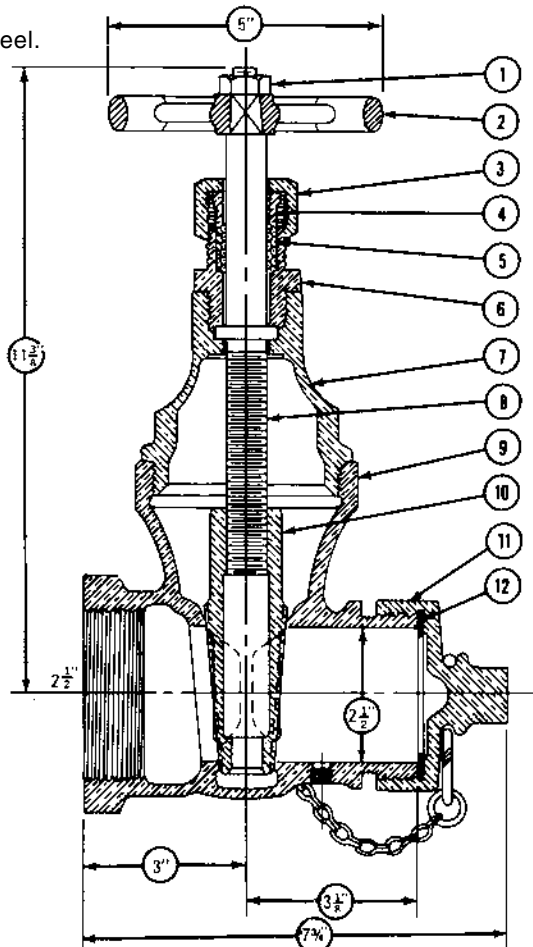


FIG. 39 NS
With Cap & Chain
NPT to A.N.F.H. (N.F.P.A.)
Hose 7.5 Threads per inch.

FIG. 39 MN – NST Hose
THD to NST Hose Thread

Available with 1/4" Petcock at bottom of Body (Reference FIG. 39 MNJ/39 NSJ)

BRONZE GATE VALVES

Underwriters'/Factory Mutual

Working pressures:

1/2"-2" Cold Water, Non-Shock 175 lbs.

- Outside-Screw-and-Yoke
- Wedge Disc

HYDROSTATIC TEST PRESSURE: 1/2"-2" Seat & Shell – 350 psi.

Part No.	Description	Material	A.S.T.M. Spec.
1	Set Screw	Steel	A-307
2	Handwheel	Mall. Iron	A-47
3	Yoke Bushing	Bronze	B-62
4	Gland Bolts	Steel	A-307 Zinc Pl.
5	Packing Gland	Bronze	B-62
6	Packing	Non-Asbestos Fiber	
7	Bonnet	Bronze	B-62
8	Stem	Sil. Bronze	B-371 Alloy C69400
9	Stem Collar	Sil. Bronze	B-371 Alloy A C69400
10	Wedge Pin	Bronze	B-140 Alloy C31400
11	Wedge Disc	Bronze	B-62
12	Body	Bronze	B-62

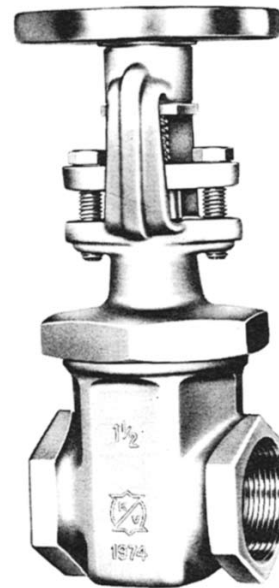


Fig. 66
Screwed Ends

SIZE	A	B
1/2	2 ⁵ / ₁₆	5 ⁷ / ₈
3/4	2 ⁷ / ₁₆	6 ⁷ / ₁₆
1	2 ⁷ / ₈	7 ⁷ / ₁₆
1 1/4	3 ¹ / ₈	8 ¹¹ / ₁₆
1 1/2	3 ³ / ₈	9 ³ / ₈
2	3 ⁷ / ₈	11 ³ / ₈

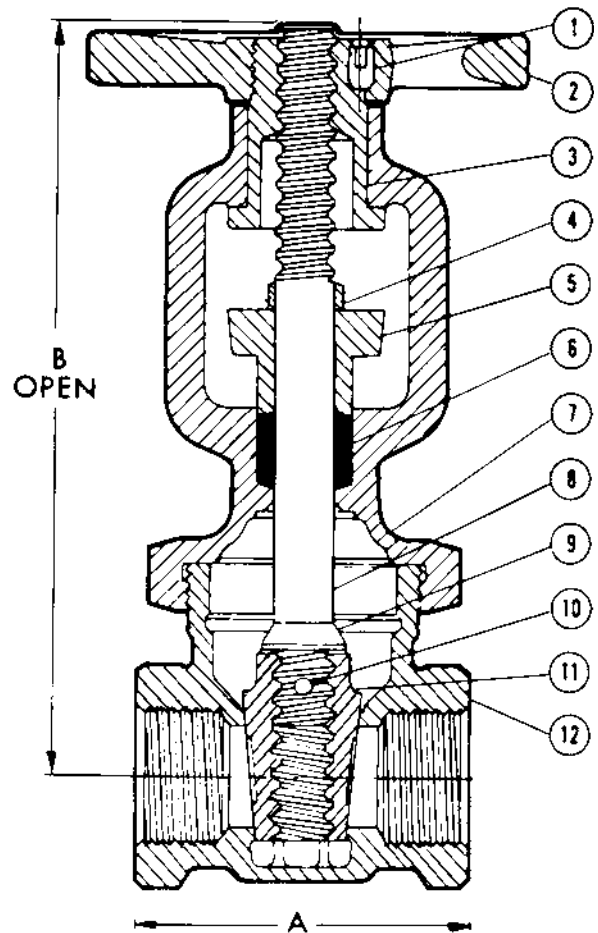
BODY MARKINGS

ONE SIDE
UL
◀ FM ▶
175W

OPPOSITE SIDE
SIZE
KV
YEAR

NET UNIT WEIGHT—POUNDS

SIZE	1/2	3/4	1	1 1/4	1 1/2	2
WT.-LBS.	2.3	2.7	3.7	5.9	6.9	11.8
CARTON QUANTITIES	20	20	20	10	10	5



BRONZE ANGLE VALVES

Working pressures:

W.O.G. Non-Shock 175 lbs.
Saturated Steam 125 lbs.

- Sizes to 1/2" through 2"
- Rising Stem
- Screwed Bonnet
- Renewable Composition Soft Disc
- UL Listed (1 1/4"-2" only)

HYDROSTATIC TEST PRESSURE: Seat — 200 psi., Shell — 300 psi.

Part No.	Description	Material	A.S.T.M. Spec.
1	Wheel Nut	Bronze	B-16
2	Ident. Plate	Aluminum	
3	Handwheel	Aluminum	B-85 Alloy A03800
4	Stem	Sil. Bronze	B-584 Alloy C87500
5	Packing Gland	Bronze	B-62
6	Packing Nut	Bronze	B-62
7	Packing	Non-Asbestos Fibers	
8	Bonnet	Bronze	B-62
9	Disc Holder Nut	Bronze	B-62
10	Disc Holder	Bronze	B-62
11	Seat Disc	Buna N	
12	Disc Nut	Bronze	B-62
13	Body	Bronze	B-62

DISCONTINUED

SIZE	B	H	J
*1/2	3 1/2	1 5/16	1 5/16
3/4	4 15/16	1 9/16	1 9/16
1	5 11/16	1 7/8	1 7/8
1 1/4	6 1/8	2 3/16	2 3/16
1 1/2	7 3/16	2 3/8	2 3/8
2	7 1/4	2 1/4	2 1/4

*Stem and Disc Holder are integral.
No Packing gland, packing only in this size.

WEIGHT—POUNDS

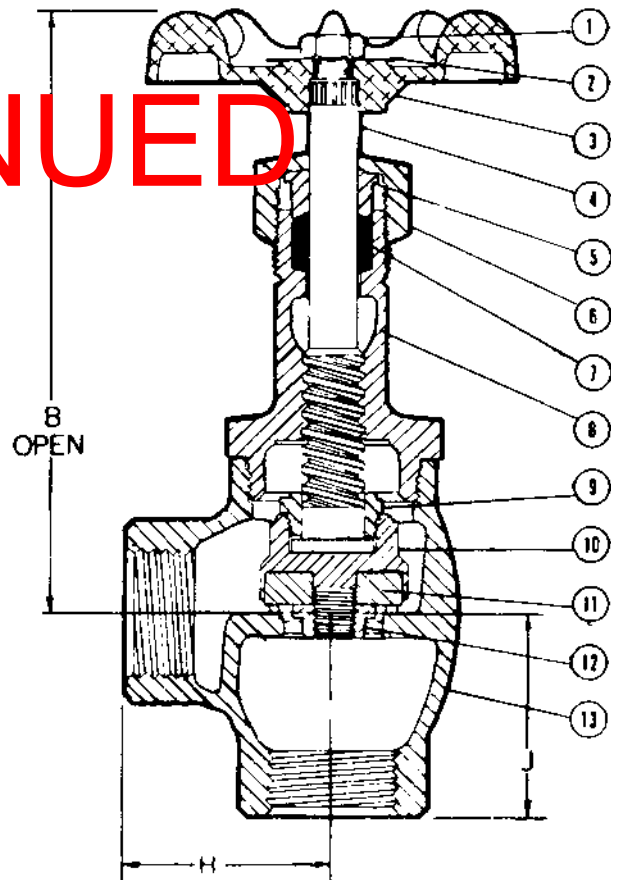
SIZE	1/2	3/4	1	1 1/4	1 1/2	2
WT.-LBS.	1.0	1.5	2.6	3.4	5.2	8.2
CARTON QUANTITIES	100	100	50	20	10	10

BODY MARKINGS

ONE SIDE	OTHER SIDE
125	SIZE
SWP	YEAR
175	
WOG	
KENNEDY	



FIG. 98-SD
Angle



BRONZE ANGLE HOSE VALVE

Underwriters'/Factory Mutual

Working pressures:

FIG. 936

2 1/2" Cold Water, Non-Shock 300 lbs.

- Rising Stem
- Renewable
- Composition
- Disc

HYDROSTATIC TEST PRESSURE: 2 1/2" – Fig. 936 Seat & Shell — 600 lbs.

Part No.	Description	Material	A.S.T.M. Spec.
1	Wheel Nut	Bronze Rod	B-16
2	Handwheel	Malleable Iron	A-47
3	Packing Nut	Bronze	B-62
4	Gland	Bronze Rod	B-16
5	Packing	Non Asbestos	
6	Stem	Mang. Bronze	B-132 Alloy A
7	Bonnet	Bronze	B-62
8	Body	Bronze	B-62
9	Locking Screw	Steel	
10	Stem Lock Nut	Bronze	B-62
11	Disc Holder	Bronze	B-62
12	Disc	Comp. Rubber	
13	Disc Nut	Bronze	B-62
14	Cotter Pin	Brass	



FIG. 936 Screwed
With Cap and Chain

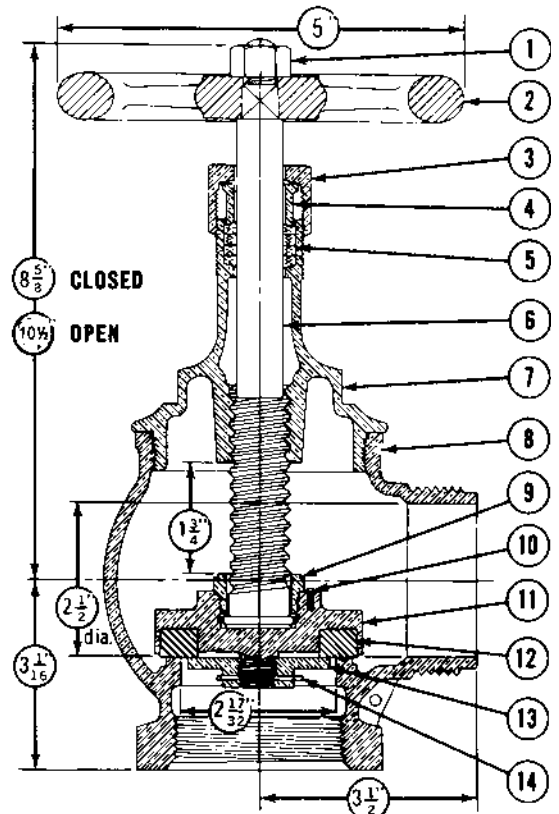
WEIGHT—POUNDS	
SIZE	2 1/2"
WT.-LBS. With Cap	15.5
Carton Quantity	1

MARKING ON BODY

FIG. 936

ONE SIDE
YEAR
KV
300
UL

OTHER SIDE
2 1/2
◀ FM ▶



BRONZE GLOBE VALVES

Working pressures:

1½"-1" W.O.G. Non-Shock 175 lbs.

1¼"-2" W.O.G. Non-Shock 200 lbs.

Saturated Steam 125 lbs.

- Sizes to ½" through 2"
- Rising Stem
- Screwed Bonnet
- Renewable Composition Soft Disc

HYDROSTATIC TEST PRESSURE: Seat — 200 psi., Shell — 300 psi.




FIG. 97-SD
Globe

Part No.	Description	Material	A.S.T.M. Spec.
1	Wheel Nut	Bronze	B-16
2	Ident. Plate	Aluminum	
3	Handwheel	Aluminum	B-85 Alloy A03800
4	Stem	Sil. Bronze	B-371-62 Alloy C69400
5	Packing Gland	Bronze	B-62
6	Packing Nut	Bronze	B-62
7	Packing	Non-Asbestos Fibers	
8	Bonnet	Bronze	B-62
9	Disc Holder Nut	Bronze	B-140 or B-62
10	Disc Holder	Bronze	B-62
11	Seat Disc	Buna N	
12	Disc Nut	Bronze	B-62
13	Body	Bronze	B-62

SIZE	A	B
*½	2 ⁹ / ₁₆	3 ³ / ₈
¾	3 ¹ / ₁₆	4 ³ / ₄
1	3 ¹¹ / ₁₆	5 ¹¹ / ₁₆
1¼	4 ⁵ / ₁₆	6 ¹ / ₈
1½	4 ¹¹ / ₁₆	7 ³ / ₁₆
2	5 ⁵ / ₈	7 ¹⁵ / ₁₆

*Stem and Disc Holder are integral.
No Packing gland, packing only in this size.

WEIGHT—POUNDS

SIZE	½	¾	1	1¼	1½	2
WT.—LBS.	1.0	1.5	2.6	3.4	5.2	8.2
CARTON QUANTITIES	100	100	50	10	10	6

BODY MARKINGS

ONE SIDE

125

SWP

200

WOG

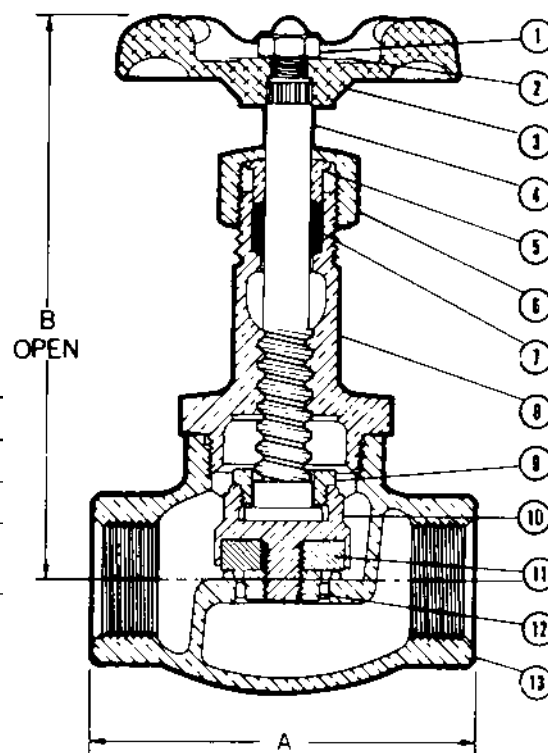
KENNEDY

FEDERAL SPECIFICATION: WW-V-51d Class A, Type I

OTHER SIDE

SIZE

YEAR



BRONZE SWING CHECK VALVES

Working pressures:

W.O.G. Non-Shock 200 lbs.
Saturated Steam 125 lbs.

- Sizes: 1/2" through 2"
- Renewable Composition Soft Disc
- Regrinding Type

HYDROSTATIC TEST PRESSURE: Seat — 200 psi., Shell — 300 psi.

Part No.	Description	Material	A.S.T.M. Spec.
1	Cap	Bronze	B-62
2	Body	Bronze	B-62
3	Hinge Pin	Bronze	B-140 Alloy C31400
4	Hinge	Bronze	B-62
5	Disc Holder Nut	Bronze	B-97 Alloy C65500
6	Disc Holder	Bronze	B-62
7	Disc	Buna N	
8	Disc Nut	Bronze	B-16 or B-97 C65500
9	Side Plug (Not shown)	Bronze	B-140 Alloy C32000
10	Seat Disc Washer		B-124 Alloy C65500

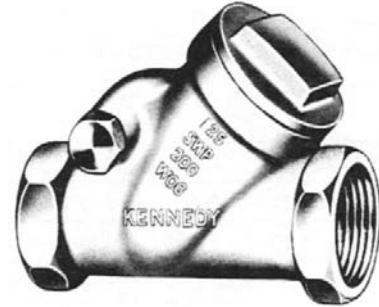
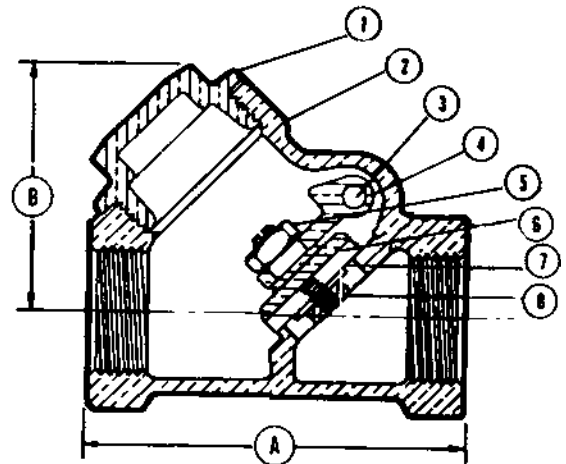


FIG. 440-SD
Swing Check Valve

SIZE	A	B
1/2	2 ⁷ / ₁₆	1 ¹¹ / ₁₆
3/4	2 ¹⁵ / ₁₆	1 ⁷ / ₈
1	3 ⁹ / ₁₆	2 ⁵ / ₁₆
1 ¹ / ₄	4 ³ / ₁₆	2 ¹¹ / ₁₆
1 ¹ / ₂	4 ¹ / ₂	2 ¹⁵ / ₁₆
2	5 ¹ / ₄	3 ¹³ / ₁₆

WEIGHTS—POUNDS

SIZE	1/2	3/4	1	1 ¹ / ₄	1 ¹ / ₂	2
WT.—LBS.	.6	1.0	1.5	2.2	2.9	5.0
CARTON QUANTITIES	50	50	30	20	10	10



BODY MARKING

ONE SIDE

125

SWP

200

WOG

KENNEDY

OTHER SIDE

SIZE

ARROW INDICATING

FLOW DIRECTION

FEDERAL SPECIFICATION: WW-V-51d Class A, Type IV & MSS SP-80

BRONZE SIDE OUTLET GLOBE

3-Way Valve • Screw-in Bonnet • Integral Seat • Renewable Disc
 400 lb. w.w.p. Non-Shock Cold Water

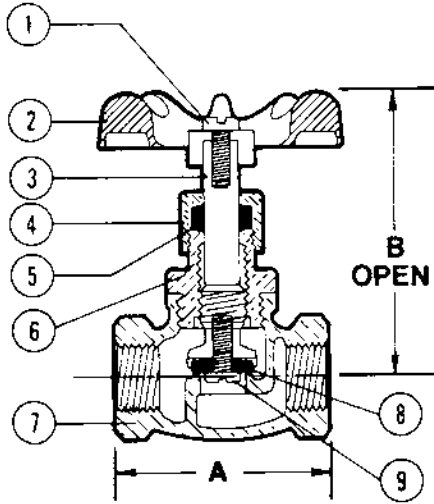


FIG. 220
 NPT to NPT to NPT

MATERIAL LIST

PART	SPECIFICATION
1. Handwheel Screw	Stainless Steel ASTM A-276 Alloy S43000
2. Handwheel	Aluminum ASTM B-85 Alloy A03800
3. Stem	Bronze ASTM B-584 Alloy C84400
4. Packing Nut	Bronze ASTM B-584 Alloy C84400
5. Packing	Non Asbestos Fibers
6. Bonnet	Bronze ASTM B-584 Alloy C84400
7. Body	Bronze ASTM B-584 Alloy C84400
8. Disc	Bona-N
9. Disc Screw	Stainless Steel ASTM A-276 Alloy S43000


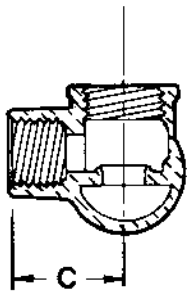


FIG. 220
 threaded



DIMENSIONS—WEIGHTS—QUANTITIES

Nominal Size	Dimensions			Approx. Net Wt.	Master Carton Quantity
	A	B	C		
1/4	1 3/4	2 9/16	1 5/16	.4	100

CLASS 125 BRONZE BALL

Bronze Trim • Conventional Port

Two-Piece Construction • Anti-Blowout Stem

400 w.w.p. Non-Shock Cold Water

Federal Specification: WW-V-35, Type II, Class A, Style 3

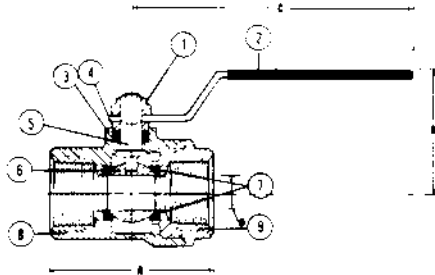


FIG. 770
NPT to NPT

MATERIAL LIST

PART	SPECIFICATION
1. Handle Nut	Plated Steel
2. Handle	Zinc Plated Steel with Plastisol Grip
3. Packing Gland	Brass ASTM B-16 Alloy 360
4. Packing	TFE or Plastalic (Non-Asbestos)
5. Stem	Silicon Bronze ASTM B-371 Alloy C69400
6. Ball	Brass or ASTM B-584 Alloy C84400
7. Seat Rings	TFE
8. Body	Bronze ASTM B-584 Alloy C84400
9. Body Endpiece	Bronze ASTM B-584 Alloy C84400



FIG. 770
threaded

DISCONTINUED

DIMENSIONS—WEIGHTS—QUANTITIES

Nominal Size	Dimensions				Approx. Net Wt.	Master Carton Quantity
	A	B	C	D Port		
1/2	2	1 ⁹ / ₁₆	4 ⁷ / ₈	3 ³ / ₈	.5	100
3/4	2 ⁹ / ₃₂	1 ²³ / ₃₂	5	1/2	.7	100
1	2 ⁷ / ₈	2 ¹ / ₁₆	6 ¹ / ₁₆	3/4	1.3	50
1 ¹ / ₄	3 ¹⁶ / ₃₂	2 ⁵ / ₁₆	6 ¹¹ / ₃₂	1	1.7	25
1 ¹ / ₂	3 ³ / ₄	2 ¹³ / ₁₆	8 ¹ / ₁₆	1 ¹ / ₄	2.8	10
2	4 ⁷ / ₁₆	3 ¹ / ₈	8 ¹ / ₂	1 ¹ / ₂	4.5	10

CLASS 150 BRONZE BALL

Reinforced TFE Seats

Full Port • Chrome Plated Ball

Two-Piece Construction • Blowout Proof Stem

600 w.w.p. Non-Shock Cold Water, Oil or Gas

150 psi Saturated Steam

Federal Specification: WW-V-35B, Type II, Class A, Style 3

MATERIAL LIST

PART	SPECIFICATION
1. Handle Nut	Zinc Plated Steel
2. Handle	Zinc Plated Steel, Clear Chromate, Plastisol Coated
3. Packing Nut	Brass ASTM B-16 Alloy 360
4. Packing	TFE
5. Stem	Silicon Bronze ASTM B-371 Alloy 694
6. Thrust Washer	Reinforced TFE
7. Ball*	Cast Red Bronze, ASTM B-584 Alloy 844 With Hard Chrome Plate
8. Seat Ring (2)	Reinforced TFE
9. Body	Cast Red Bronze ASTM B-584 Alloy 844 or Forging Brass ASTM B-124 Alloy 377
10. Body End Piece	Cast Red Bronze ASTM B-584 Alloy 844 or Forging Brass ASTM B-124 Alloy 377

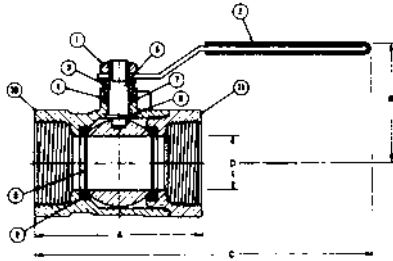


FIG. 775 NPT x NPT



FIG. 775 threaded

*Ball material on 1/4", 3/8", 1/2" and 3/4" sizes is ASTM B-16 Alloy 360 with hard chrome plate

DISCONTINUED

DIMENSIONS—WEIGHTS—QUANTITIES

Size	Dim. A	Dim. B	Dim. C	Dim. D Port	Approx. Net Wt.	Box Qty.	Master Ctn. Qty.
1/2	27/16	17/8	53/16	1/2	.6	10	100
3/4	215/16	21/4	61/4	3/4	1.3	5	50
1	311/32	23/8	67/16	1	1.8	5	40
11/4	43/16	3	63/4	11/4	3.1	5	20
11/2	423/32	35/32	91/16	11/2	4.8	5	10
2	55/32	31/2	91/4	2	7.3	2	6



Kennedy Valve

A DIVISION OF McWANE, INC.

www.kennedyvalve.com

1021 E. Water Street • Elmira, New York 14901
P.O. Box 981
PHONE: (607) 734-2211 • FAX: 1-800-952-4771